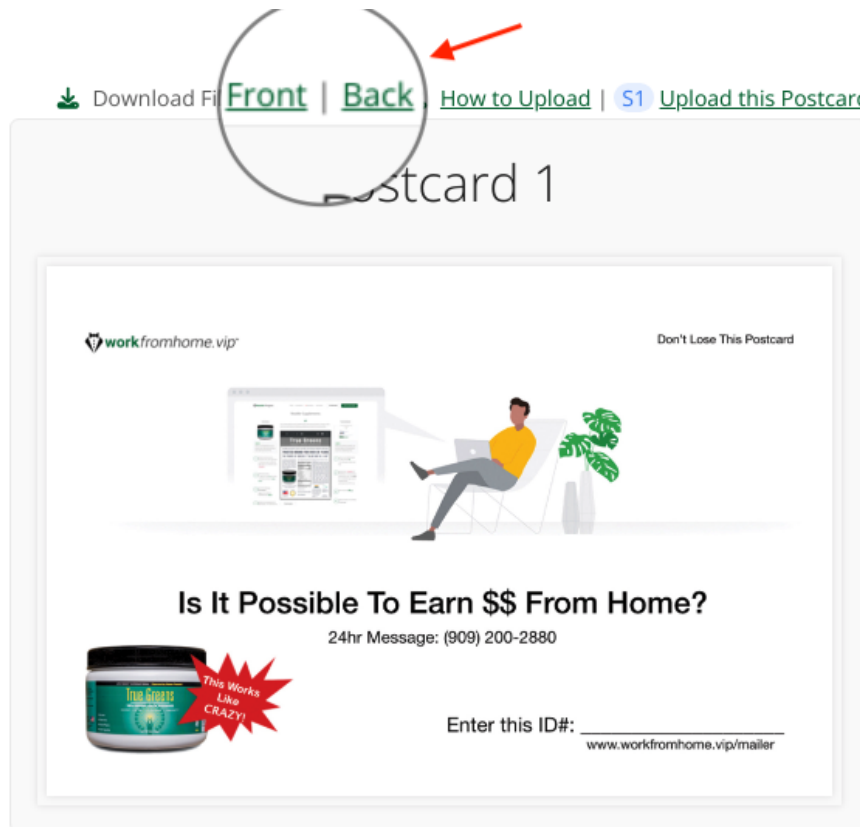


## How to Upload & Buy Postcards: [nextdayflyers.com](https://nextdayflyers.com)

There are many standard postcard printing services you can choose from. We chose Next Day Flyers because of their flexibility and highly durable paper material.



### Step 1:

From the [Postcard page](#) on our Reseller website, select **any** postcard you wish to promote.

- Download both Front and Back postcard PDF files.
- Click the Front link to download the back of the card.
- Click the Back link to download the back of the card.
- Then click the “[Upload this Postcard](#)” link

## Standard Postcards

★★★★★ 1102 Reviews  
Questions & Answers (31)



- Same-day and next-day printing
- Wear-and-tear resistant cardstock
- Direct mail services available

### Select Print Options

Size:	4.25 x 6	✓
Front Side:	Full color	✓
Back Side:	Black or Grayscale	✓
Paper Stock: ?	10 pt. Cardstock	✓
Coating: ?	High Gloss UV	✓
UV Coated Sides:	Both Sides	✓
Shrink Wrapping: ?	No	✓

Mailing Service: ?  Yes


Quantity:	1,000	✓
Ready to Ship In: ?	3 Business Days	
		<b>\$57.00</b> ( \$0.06 ea )

## Step 2:


Select The Following Print Options


- Visit the **Standard Postcard** page at [nextdayflyers.com](https://nextdayflyers.com)
- **Size:** 4 x 6" or 4.25 x 6"
- **Font Side:** Full color
- **Back Side:** Black or Grayscale
- **Paper Stock:** 10 pt. Cardstock
- **Coating:** High Gloss UV
- **UV Coated Sides:** Both Sides
- **Shrink Wrapping:** No
- **Quantity:** 1,000 or more (recommended)
- **Ready to Ship In:** 3 Business Days

## Upload Your File



- Same-day and next-day printing
- Wear-and-tear resistant cardstock
- Direct mail services available

Quantity:  

Ready to Ship In:   3 Business Days **\$57.00**  
( \$0.06 ea )

Next Business Day **\$122.00**  
( \$0.12 ea )

Ready Today (in by 10am) **\$181.00**  
( \$0.18 ea )

**UPLOAD YOUR FILE**

or [Start Your Design Online](#)

### Step 3:

#### Upload Your File

- Click the **UPLOAD YOUR FILE** button

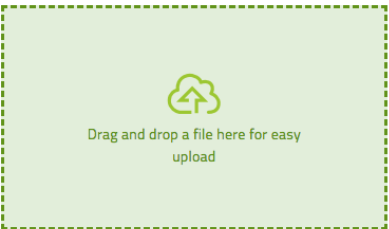
# Upload the **FRONT** PDF File (Artwork) From Your Computer

Note: Next Day Flyers call PDF files, artwork. It's the same thing.

## File Upload

### 1 UPLOAD ARTWORK

**Front Side Artwork:**



Drag and drop a file here for easy upload

OR

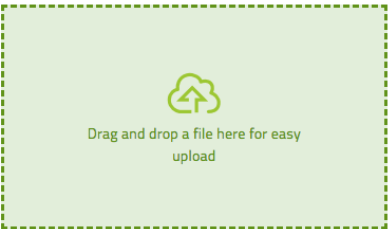
**UPLOAD FROM COMPUTER**

FROM DROPBBOX

FROM ONE DRIVE

FROM RECENT FILES

**Back Side Artwork:**



Drag and drop a file here for easy upload

OR

**UPLOAD FROM COMPUTER**

FROM DROPBBOX

FROM ONE DRIVE

FROM RECENT FILES

### SELECT PROOFING OPTION

**I don't need a proof**

We will queue your file to print. Every file is checked for correct printing specs (before printing). We will contact you if there is an issue we can't fix.

**I need a PDF proof**

**ADD TO CART**

Don't have your files ready?

**Upload Later**

## Step 4:

### Upload FRONT Postcard File - (**Front Side Artwork**)

- Click the green **UPLOAD FROM COMPUTER** button
- Choose the postcard file from your desktop. It should be a **PDF** file.

#### Front Side Artwork:

**File successfully received**

Your file has been successfully received by our system and is being processed now.

**4x6\_standard\_postcard\_1\_pro...**  
( 265.11 KB )

Wrong file? [Upload a new file](#)



# Upload the **BACK** PDF File (Artwork) From Your Computer

Note: Next Day Flyers call PDF files, artwork. It's the same thing.

## File Upload


### 1 UPLOAD ARTWORK

Front Side Artwork:

**File successfully received**  
Your file has been successfully received by our system and is being processed now.

✓ 4x6\_standard\_postcard\_1\_pro...  
( 265.11 KB )

Wrong file? [Upload a new file](#)



Back Side Artwork:

Drag and drop a file here for easy upload

OR

**UPLOAD FROM COMPUTER**

FROM DROPOBOX

FROM ONE DRIVE

FROM RECENT FILES

### SELECT PROOFING OPTION

I don't need a proof  
We will queue your file to print. Every file is checked for correct printing specs (before printing). We will contact you if there is an issue we can't fix.

I need a PDF proof

[ADD TO CART](#)

Don't have your files ready?  
[Upload Later](#)

## Step 5:

### Upload Artwork - (Back Side Artwork)


- Click the green **UPLOAD FROM COMPUTER** button
- Choose the postcard file from your desktop. It should be a **PDF** file.

#### Back Side Artwork:

**File successfully received**  
Your file has been successfully received by our system and is being processed now.


✓ 4x6\_standard\_postcard\_proof...  
( 292.96 KB )

Wrong file? [Upload a new file](#)



## Select Proofing Option

10W.



### SELECT PROOFING OPTION

**I don't need a proof**

We will queue your file to print. Every file is checked for correct printing specs (before printing). We will contact you if there is an issue we can't fix.

**I need a PDF proof**

**ADD TO CART**




### Step 6:

#### Select Proofing Option

- Choose the first option: **I don't need a proof**
- We have designed the layout to be print ready
- Continue to **ADD TO CART**

## In the Shopping Cart

### Shopping Cart

ORDER SUMMARY		ORDER TOTAL	
	<b>Project Name: Untitled Postcards</b> 		\$57.00
	<b>Product:</b> Postcards		
	<b>Size:</b> 4.25 x 6		
	<b>Front Side:</b> Full color		
	<b>Back Side:</b> Black or Grayscale		
	<b>Paper Stock:</b> 10 pt. Cardstock		
	<b>Coating:</b> High Gloss UV		
	<b>UV Coated Sides:</b> Both Sides		
	<b>Quantity:</b> 1,000		
	<b>Shrink Wrapping:</b> No		
	<b>Ready to Ship In:</b> 3 Business Days		
	<b>Proofing Option:</b> Proof Waived		
<a href="#">Change File</a>			
<a href="#">Duplicate</a>			
<a href="#">Modify Specs</a>			
<a href="#">Remove Item</a>			
		<b>Printing</b>	\$57.00
		<b>Sales Tax</b>	\$7.59
		<b>Shipping &amp; Handling</b>	\$27.83
		<b>Estimated Total</b>	<b>\$92.42</b>
		<a href="#">CHECKOUT</a>	
		<a href="#">Continue Shopping</a>	

## Step 7:

### Shopping Cart

- Under Project Name: (choose any title you like)
- For example: My First 1k Postcards, 1k Success Postcards, etc.
- Once you are ready to purchase
- Checkout



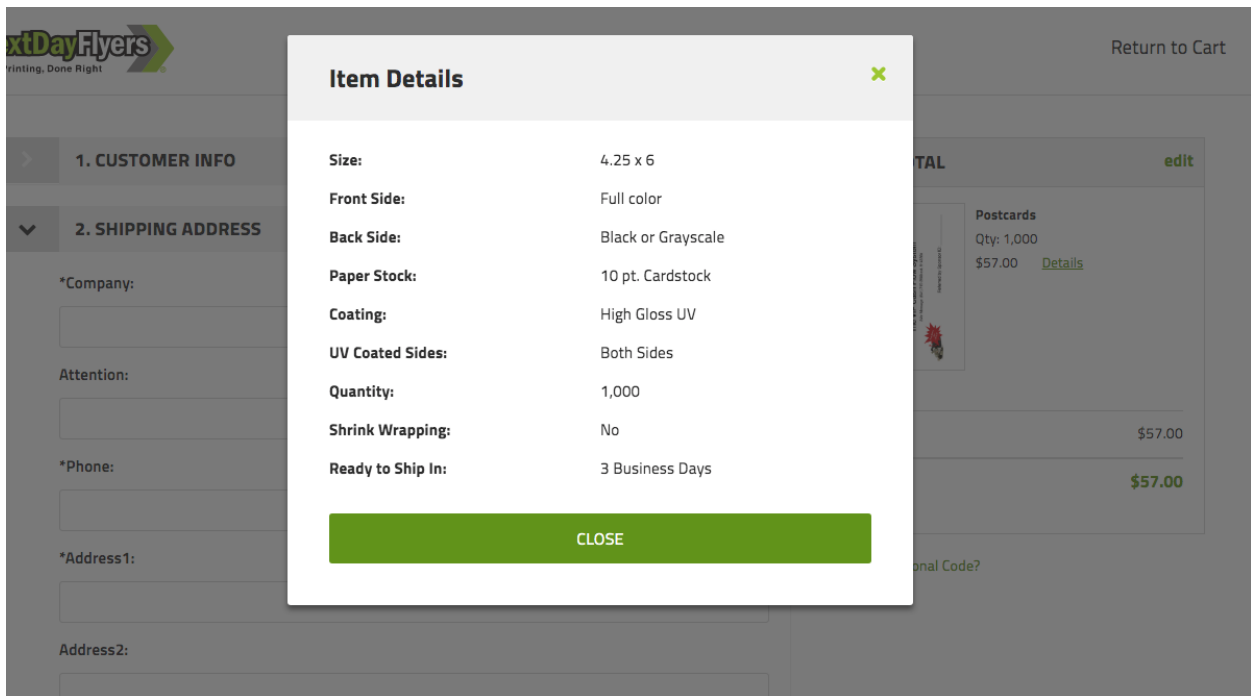


## Make Sure Your Item Details are Correct

Congratulations! You have ordered your postcards. These postcards are very effective in generating responsive leads.

You can buy as many postcards as you wish. 250, 500, 1000 or more. We simply (recommend) 1,000+ monthly at a minimum to see the BEST results.

Now proceed to the next step: ==>> [BUY STAMPS DIRECT](#)



**Item Details**

<b>Size:</b>	4.25 x 6
<b>Front Side:</b>	Full color
<b>Back Side:</b>	Black or Grayscale
<b>Paper Stock:</b>	10 pt. Cardstock
<b>Coating:</b>	High Gloss UV
<b>UV Coated Sides:</b>	Both Sides
<b>Quantity:</b>	1,000
<b>Shrink Wrapping:</b>	No
<b>Ready to Ship In:</b>	3 Business Days

**CLOSE**

Return to Cart

**TOTAL** [edit](#)

**Postcards**  
Qty: 1,000  
\$57.00 [Details](#)

\$57.00

**\$57.00**

Personal Code?